



Handling system M

Highly flexible handling solution for feeding medium weight materials.

Thanks to a unique profile system, "M" System roller tracks may be easily adjusted to customer's requirements.

A wide range of connection pieces and accessories completes the "M" System spectrum.




With the bearing capacity up to 150 kg and a wide range of accessories and connection pieces of BOMAR bandsaws, the "M" System is an ideal partner for handling material in your workshop.

Každá válečková dráha může být ideálně uzpůsobena jejímu použití. S pomocí příslušenství a rozšíření systému M je to kdykoli možné a proveditelné bez vynaložení velkého úsilí, díky montážním otvorům a variabilnímu příslušenství.




Thanks to the construction of the "M" System roller tracks the whole storage space is covered and thus the safety standards are met.



The bearing surface of the stop end allows the material to be fitted steadily before it is cut to a required length.



Digital measuring stop MRA



Supporting feet of the "M" System roller tracks are fitted with an adjustable part which may be easily adjusted to the required track height.



Length measuring - precise cuts

The length measuring system for the „M“ System includes both manual stops with visual reading of the values measured and mechanically driven stops with digital reading of the values.



Individual modification

Every roller track should be ideally adjusted to its use. With "M" System accessories and connection pieces this is possible and easy to do without effort thanks to assembly openings variable accessories.



An adjusted connection piece, including connecting elements, is available for every bandsaw. The „M“ System roller track is dimensioned primarily for saws of the Ergonomic, Aluminium, and Practix models.



Surface protection with plastic rollers

For every use of „M“ System roller tracks for cutting bars with sensitive surfaces, both roller tracks and accessories with plastic rollers are available. The plastic rollers allow the material to be moved carefully on the roller track.

*Recommended particularly for *Aluminium* series circular saws

Individual solution - extension and accessories

Every roller track may be ideally adjusted to its task. This is easy to do at any time thanks to “M” system accessories and connection pieces; using assembly openings without any big effort.



Vertical rollers

In an ideal position, aligned with the axis of the rear jaw of the saw stop, vertical rollers ensure precise rectangularity, simpler working operations, and safety of the operator and other persons in the vicinity of the machine.



Feet for material preparation

The „M“ System preparation feet help to optimise time by simple means. Thanks to the laying width, a sufficient amount of the material for the cutting process may be prepared and machining times reduced.



Connection pieces

An adjusted connection piece, including connecting elements, is available for every bandsaw. The „M“ System roller track is dimensioned primarily for saws of the Pulldown, Practix, Ergonomic, and Aluminium models.



Stop systems

Systems of stops, from simple, easy-to-operate, manual length measuring units to modern NC measuring devices, including program memory.



Adjustable vertical rollers

Adjustable vertical rollers are irreplaceable for cutting layers or bundles. In combination with fixed vertical roller, adjustable rollers secure the layer or bundle and prevent them from changing their shape.



Plastic rollers

Stable, solid pipes made of high-quality plastic are used as rollers. Thanks to their properties, the material fed is protected against damages.


MA material length-stop

Material length-stops

The manual MA System offers basic efficient measuring of the material. With its scale located on a solid bar, an adjustable arm, and stable fitting of the material it becomes a reliable help in small and medium-size plants.

Tilting and adjustable

To ensure smooth passage of the material, the MA material stop tilts manually upwards. The stop arm may be adjusted individually according to the saw band so that even the smallest lengths could be measured.





Measuring scale

The scale is located on a solid bar in a milled groove. The stop runner is fitted with a hand located directly above the tape measure.



Material fitting

The bearing surface of the stop end allows the material to be fitted steadily before it is cut to a required length.



Ord.Num.	Description	Measured length	Marking	Eur/pcs
254.002	Manual material length-stop with band scale	2000mm	MA-2	
254.003	Manual material length-stop with band scale	3000mm	MA-3	
254.009	Manual material length-stop with band scale	4000mm	MA-4	
254.007	Manual material length-stop with band scale	5000mm	MA-5	
254.056	Manual material length-stop with band scale	6000mm	MA-6	

MRA material length-stop

Without additional power supply and with a long-life battery, the MBA digital measuring stop provides precise measuring along the whole length. The stop runner is adjusted manually, its position is shown on the display with 0.1 mm precision.

MRA measuring stop – easy-to-operate, digital



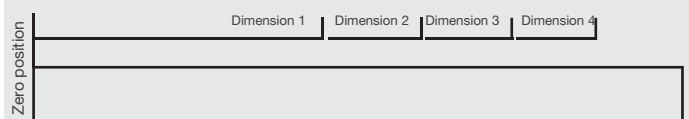
Digital display

The length is shown directly on the stop runner, displaying a precise position in real time. The displaying system offers various options of process setting and optimization.

Absolute and linked dimensions

The digital display allows the absolute and linked dimensions to be shown. To ensure smooth passage of the material, the stop arm may be tilted upwards.

Linked dimension



Linked dimension



Ord.Num.	Description	Measured length	Marking	Eur/pcs
254.612	Manual material length-stop with band scale	2000mm	MRA-2	
254.613	Manual material length-stop with band scale	3000mm	MRA-3	
254.614	Manual material length-stop with band scale	4000mm	MRA-4	
254.615	Manual material length-stop with band scale	5000mm	MRA-5	
254.616	Manual material length-stop with band scale	6000mm	MRA-6	

The CNC-controlled MNCA measuring stop provides an additional measuring axis of the machine. It enables both absolute and linked dimensions to be programmed and has a memory for 99 programs. The length is measured with a magnetic measuring system along the whole stop length with 0.1 mm precision.


Possible tilting

The stop arm may be set individually to a required distance from the saw band. Double guiding guarantees angle precision according to the setting.



Electronic free lift

The stop has a free lift electronic device with the lifting range of 20 mm. By pressing a button, you may prevent the material from getting jammed, thus protecting the saw band against damages.



Well-arranged control panel

The control panel is well arranged and easy to understand. The operation is intentionally simple to make the work with MNCA easier even for untrained personnel.



Equipment as an argument

- Simple, well arranged control panel and a membrane keyboard
- Free lift device with possible electronic connection to the saw for automatic lift at the saw start-up
- Tilting arm of the stop for simple handling of the material after cutting
- Adjustable arm of the stop for simple adaptation to the saw and roller track
- Choice of programming either absolute or linked dimensions
- Precise measuring system along the whole length of the stop with 0.1 mm precision
- Simple assembly, possible use with other manufacturers' products
- Integrated calibrating mode for quick additional calibration of the stop
- Travel speed 20 m/min. with entry and braking ramps

MNCA is a favourable and easy-to-operate system of length measuring. The specially developed control allows up to 99 various lengths to be saved and later used from the memory by pressing a button.

Information is shown on two large, easy-to-read displays on the control panel. The control unit may be connected to the saw through communication cables, so the runner can automatically recoil when the cutting starts.

Simple operation, high positioning speed and precision guarantee time and cost saving. The MNCA system may be installed additionally even on other manufacturers' roller conveyors.

For further information on the machine and its possible extension, please contact our sales department.

Ord.Num.	Description	Measured length	Marking	Eur/pcs
254.057	NC - length stop with "jump back" from material - left version	3000mm	MNCA-3L	
254.033	NC - length stop with "jump back" from material - right version	3000mm	MNCA-3R	
254.701	NC - length stop with "jump back" from material - left version	4000mm	MNCA-4L	
254.702	NC - length stop with "jump back" from material - right version	4000mm	MNCA-4R	
254.703	NC - length stop with "jump back" from material - left version	5000mm	MNCA-5L	
254.704	NC - length stop with "jump back" from material - right version	5000mm	MNCA-5R	
254.705	NC - length stop with "jump back" from material - left version	6000mm	MNCA-6L	
254.037	NC - length stop with "jump back" from material - right version	6000mm	MNCA-6R	
254.706	NC - length stop with "jump back" from material - left version	7000mm	MNCA-7L	
254.707	NC - length stop with "jump back" from material - right version	7000mm	MNCA-7R	